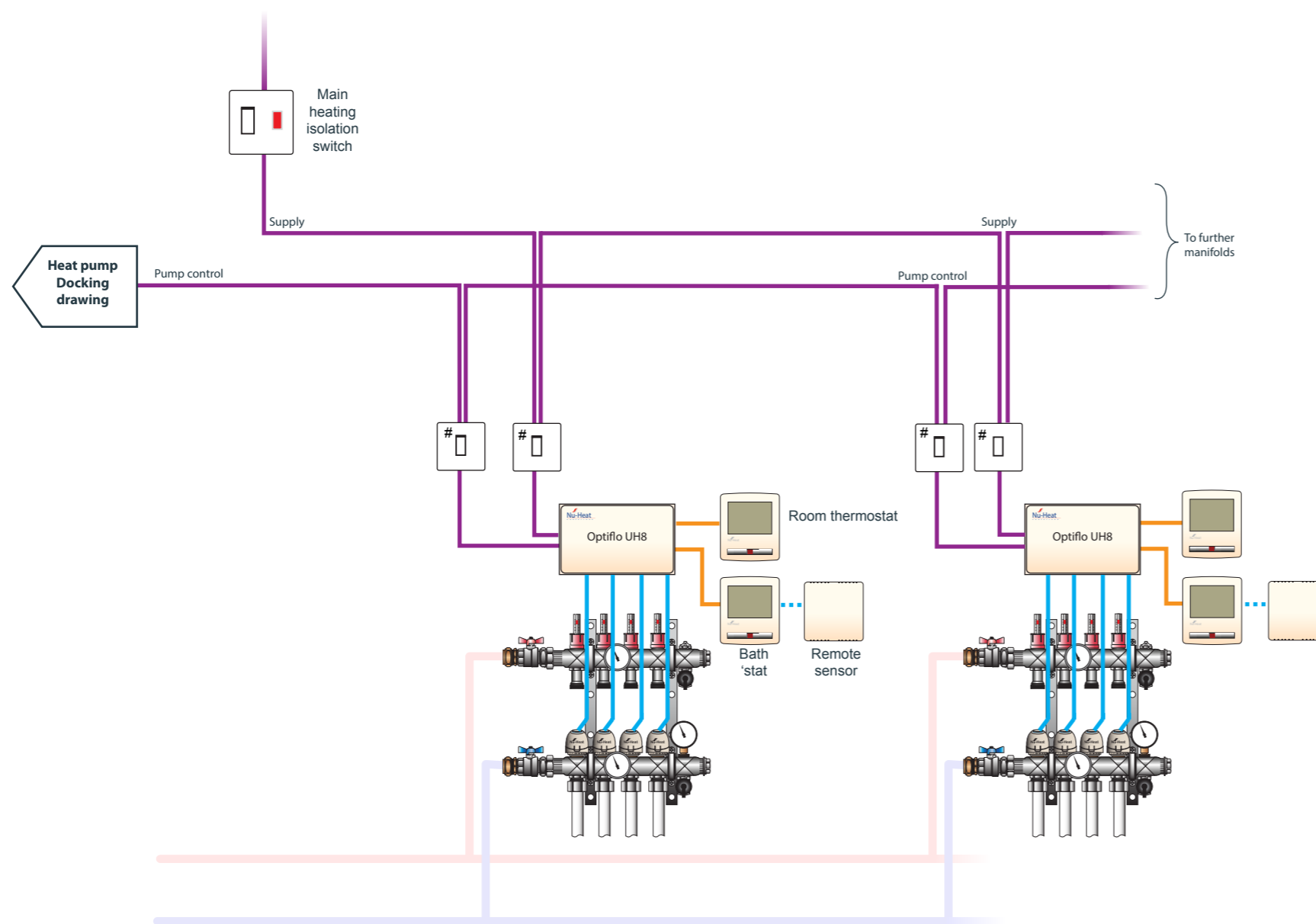









W1HJMPbS - Electrical 1st fix, Heat pump system, Manifold wiring centres and thermostats, Push button 230VAC thermostats



KEY

-  Optional local isolation switches
- Mains cable, 1mm² conductors
 -  2-core flex
 -  2-core + earth
 -  3-core + earth
 -  4-core + earth
- Mains cable, 2mm² conductors
 -  2-core + earth
- Low voltage
 -  2-core flex

Important:

Attention to the advice given in these sheets will help to ensure a trouble free and an effective installation. The requirements of the relevant British Standards and IEE Wiring Regulations should always be met.

BS7671: 2008. Requirements for Electrical Installations, IEE Wiring Regulations, Building Regulations Electrical Safety (Part P)

Installation must be carried out by a Competent Person or, failing that, the local building control authority must be notified of the proposed work before commencement and the completed installation must be inspected by a Competent Person.

Safety

Isolation switches must be fitted where required in accordance with current regulations. Nu-Heat recommends the use of a number of 5A switched fused spurs to supply the boiler and other electrical items that make up the heating system. All fused spurs for the heating system must be from the same source.

Supplementary safety isolating switches for switched live conductors may optionally be positioned near wiring centres. These must be connected as shown.

Location of equipment

All electrical equipment should be protected from damage, water and dust during the installation/build process. Nu-Heat electrical wiring centres are designed to be fixed to walls inside the building, close to the Optiflo manifolds they control.

Room thermostats should normally be fitted at light switch height out of direct sunlight or draughts and not above heat sources such as towel rails.

The installation of thermostats in bathrooms is governed by IEE regulations. If bathrooms are to operate as separate zones the thermostat must be fitted outside the bathroom with a remote sensor mounted inside the bathroom. The remote sensor is fitted with approximately 3m of flexible cable, extendable up to 20 m.

First Fix

Parts shown in colour are supplied by Nu-Heat and those shown in outline are generally supplied by others. Where connections are shown to equipment that is not supplied by Nu-Heat, this is for guidance only. In all such cases the supplier's installation information should be checked before fixing and connecting the equipment

Backboxes for Nu-Heat supplied equipment should be 35mm depth unless otherwise stated.

In line with the company policy of product development, Nu-Heat reserves the right to supply different components to those shown.

If there is any aspect of the installation that you do not understand, please contact Nu-Heat Technical, quoting your QR (system reference) number.

Underfloor Heating Control System
W1HJMPbS - Electrical 1st fix, Heat pump system, Manifold wiring centres and thermostats, Push button 230VAC thermostats



Nu-Heat UK Ltd | Heathpark House | Devonshire Road
Heathpark Industrial Estate | Honiton | Devon EX14 1SD

Online www.nu-heat.co.uk Phone 01404 540745